

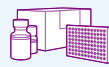
PRRSV Testing Solutions

Accurate. Reliable. Easy to Use.

Protect your herd and keep swine health under control with our advanced testing solutions for *Porcine Reproductive and Respiratory Syndrome Virus* (PRRSV).

PRRSV is a highly infectious pathogen responsible for **severe respiratory disease** in piglets and **significant reproductive losses** in sows. Protecting herds from PRRSV demands rapid, reliable diagnosis. **With over \$1 billion lost annually early detection is critical.**

INDICAL's comprehensive PRRSV test panel gives vets, labs, and producers the **diagnostic tools to detect early, act fast, and safeguard their herds.**



pigtype PRRSV Ab

for detection of antibodies to PRRSV to monitor vaccination and infection status of pigs



virotype PRRSV 2.0 RT-PCR Kit

for simultaneous detection and differentiation of PRRSV-1 (EU) and PRRSV-2 (NA) genotypes



NEW! virotype PRRSV EU Vax RT-PCR Kit

for detection and differentiation of all major vaccines used against PRRSV-1



Fast. Accurate. Affordable.

pigtype PRRSV Ab

The pigtype PRRSV Ab is a highly sensitive and specific indirect ELISA for detecting PRRSV antibodies in swine serum or plasma. Measuring antibody levels provides clear insights into herd exposure helping farmers and vets make timely, informed decisions for effective PRRSV management in herds.



Why choose pigtype PRRSV Ab?

- **Comprehensive detection** – identifies antibodies to both PRRSV-1 (EU) and PRRSV-2 (NA) strains
- **Wide dynamic range** – enables accurate antibody detection from early infection through peak response, ensuring early identification of breakthrough infections in breeding herds
- **Easy to use** – ready-to-use colored reagents and a simple workflow
- **Fast turnaround** – results in just ~70 minutes
- **High diagnostic agreement** – 97.5 % sensitivity / 99.4 % specificity compared to 96.8 % / 99.6 % from a widely used commercial ELISA*
- **Externally validated performance** – 100 % correct identification of all positive and negative samples in accredited Proficiency Testing Scheme (PTS) by GD Deventer**

* Internal comparison study ($n = 1530$), including 69 reference samples and 1461 field samples (813 antibody-positive / 717 antibody-negative)

** Proficiency Testing Scheme (PTS), GD Animal Health, Deventer, The Netherlands



Detect PRRSV Early

virotype PRRSV 2.0 RT-PCR Kit

Early and accurate detection of PRRSV is essential to limit virus spread and protect herd health.

The virotype PRRSV 2.0 RT-PCR Kit enables rapid and reliable detection and differentiation of PRRSV-1 (EU) & PRRSV-2 (NA) genotypes in a single PCR run, making it an ideal tool for herd screening and rapid confirmation of suspected cases. When used with the virotype PRRSV EU Vax RT-PCR Kit, it also enables DIVA strategies, supporting informed decision-making in PRRSV control and vaccine monitoring.

Why choose virotype PRRSV 2.0 RT-PCR Kit?

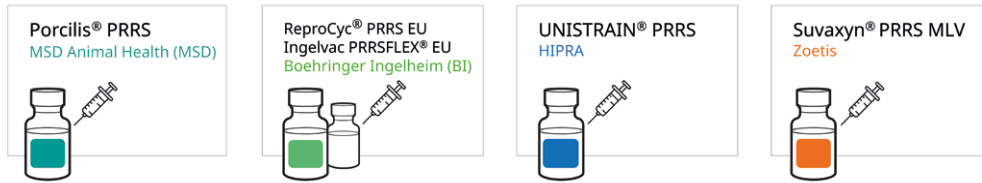
- **Fast, ready-to-use multiplex assay** – minimal hands-on time
- **Built-in reliability** – endogenous Internal Control for extraction and amplification monitoring
- **Rapid answers** – results in as little as 67 minutes*
- **Versatile application** – validated for blood, serum, tissue, bronchial swabs and lavage, saliva, semen, and processing fluids
- **High sensitivity** – pooling options for up to 5 samples without compromising accuracy
- **Validated performance** – optimized workflow with IndiSpin and IndiMag extraction kits from INDICAL
- **Streamlined testing** – Family PCR Protocol enables concurrent use with other virotype 2.0 assays

* Agilent® Mx3005P

Next-level PRRSV Vaccine Monitoring. Simplified.

virotype PRRSV EU Vax RT-PCR Kit

PRRSV-1 (EU) is the dominant strain in Europe and is also widely distributed in other regions. Currently, four commercial live-attenuated vaccines are used for PRRSV-1 control (see figure below):



Monitoring vaccination success requires differentiating vaccine from wild-type PRRSV strains. Sequencing can be costly, time-consuming and incompatible with weak positive samples. The virotype PRRSV EU Vax RT-PCR Kit offers a fast, practical alternative to confirm PRRSV-1 vaccine status, saving time in the lab while delivering reliable, actionable results for confident herd health decisions.

- **Comprehensive insight** – simultaneously detects & differentiates all major PRRSV-1 vaccines in a single run
- **Rapid turnaround** – results in just 67 minutes*
- **Accuracy you can trust** – high sensitivity and specificity with detection down to 5 copies.
- **Built-in confidence** – exogenous Internal Control ensures reliable results every run
- **DIVA (Differentiating Infected from Vaccinated Animals) capability** – when used in combination with virotype PRRSV 2.0 RT-PCR Kit, enabling early detection of breakthrough infections

Table 1: The PRRSV EU Vax RT-PCR Kit contains two ready to use Master Mixes, A and B, with the corresponding targets and detection channels detailed below.

Channel	Master Mix A	Master Mix B
FAM™	Porcilis PRRS	UNISTRRAIN PRRS
Cy5™	ReproCyc PRRS EU or PRRSFLEX EU	Syvaxin PRRS MLV
JOE™	Exogenous Internal Control	Exogenous Internal Control

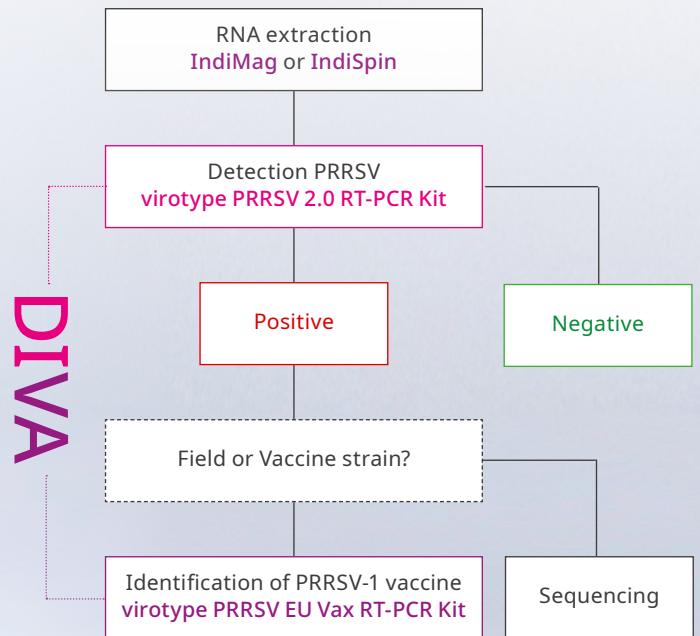


Figure 1: Simple PRRSV workflow combining IndiSpin or IndiMag Pathogen extraction kits/cartridges, virotype PRRSV 2.0 RT-PCR Kit and virotype PRRSV EU Vax RT-PCR Kit

* Agilent Mx3005P

Ordering Information

Product*	Short description	Cat. no.
virotype PRRSV 2.0 RT-PCR Kit	Multiplex RT-PCR assay for identification and differentiation of PRRSV-1 (EU) and PRRSV-2 (NA) genotypes in a single run	VT282325 (100 rxn)
virotype PRRSV EU Vax RT-PCR Kit	Novel Multiplex RT-PCR assay for identification and differentiation of major PRRSV-1 (EU) vaccines in a single run	VT282365 (50 rxn)
pigtype PRRSV Ab	ELISA for identification of antibodies to PRRSV to monitor vaccination and infection status of pigs	PT272753 (5 plates)

*Product availability/distribution: outside the U.S. and Canada

Get the best results in downstream testing with the right start. Our nucleic acid extraction kits and cartridges are suitable for both high- and low-throughput workflows.

Product	Short description	Cat. no.
IndiMag 2 (110~240 V)	User-friendly, versatile benchtop instrument for automated magnetic bead-based nucleic acid isolation of up to 48 samples simultaneously.	IN950048
IndiMag Pathogen Kit w/o plastics	For isolation of viral RNA/DNA and bacterial DNA based on magnetic bead technology. <i>For use with IndiMag 48s, IndiMag 2, KingFisher Flex and equivalent instruments.</i>	SP947257 (500)
IndiMag Pathogen IM2 Cartridge	Prefilled reagent cartridges, lysis strips and elution strips for automated extraction of viral RNA/DNA and bacterial DNA based on magnetic bead technology. <i>Including rod covers. For use with IndiMag 2.</i>	SP957654C608 (6 x 8)
IndiMag Pathogen IM48 Cartridge	Prefilled reagent cartridges (32-well blocks) for automated isolation of viral RNA/DNA and bacterial DNA based on magnetic bead technology. <i>Including rod covers. For use with IndiMag 48s and IndiMag 2.</i>	SP947654P608 (6 x 8)
IndiMag Pathogen KF96 Cartridge	Prefilled and sealed reagent cartridges for automated extraction of viral RNA/DNA and bacterial DNA based on magnetic bead technology. <i>For use with KingFisher Flex and equivalent instruments.</i>	SP947855P196 (96) SP947855P496 (4 x 96)
IndiSpin Pathogen Kit	For isolation of viral RNA/DNA and bacterial DNA based on silica membrane technology.	SP54104 (50) SP54106 (250)

Get in touch with our experts: www.indical.com

Email: support@indical.com | orders@indical.com | Phone: +49 341 124 54 0 | Fax: +49 341 124 54 60

Connect with us on LinkedIn: www.linkedin.com/company/indical

For up-to-date licensing information and product-specific disclaimers, see the respective handbook or user manual. Assays for veterinary use only. Reagents for research use only, not for use in diagnostic procedures. Regulatory requirements vary by country, products may not be available in your geographic area. Trademarks: INDICAL®, IndiMag®, IndiSpin®, pigtype®, virotype® (INDICAL BIOSCIENCE GmbH); Agilent® (Agilent Technologies); Bio-Rad®, CFX96™ (Bio-Rad Laboratories, Inc.); FAM™, JOE™, ROX™, ABI™ 7500, QuantStudio™ (Thermo Fisher Scientific Inc. / Applied Biosystems LLC); Cy5™ (Cytiva); Porcilis® PRRS (Intervet International B.V., MSD Animal Health); ReproCyc® PRRS EU, Ingelvac PRRSFLEX® EU (Boehringer Ingelheim Vetmedica GmbH); UNISTRAIN® PRRS (Hipra). Registered names, trademarks, etc., used in this document, even when not specifically marked as such, are not to be considered unprotected by law. Product images may differ from the actual product. INFLY-PRRSV-PTF-EN-260415 © 2026 INDICAL BIOSCIENCE

INDICAL
BIOSCIENCE

INDICAL BIOSCIENCE GmbH
Deutscher Platz 5b
04103 Leipzig, Germany

